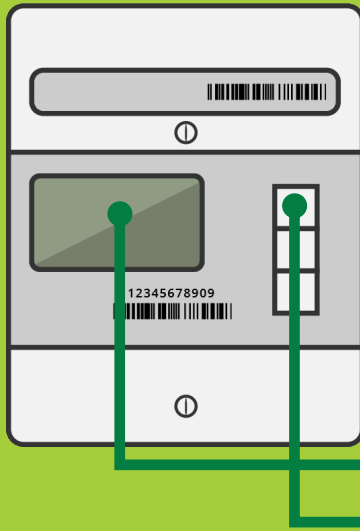


# READING SMART METERS

Different smart meters are read in slightly different ways. The following will help you to get your meter readings off your smart meter for both residential and business customers.

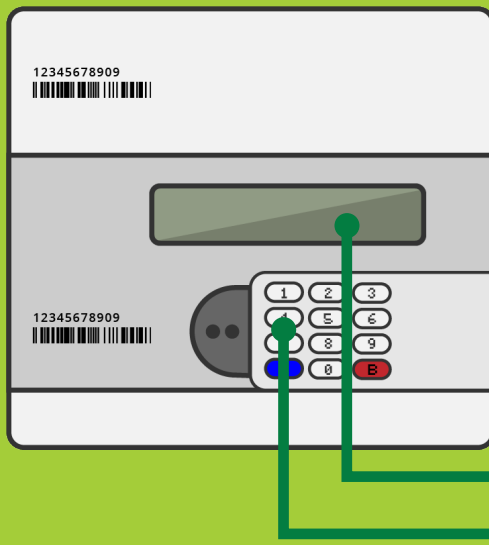


## Electric Smart Meters



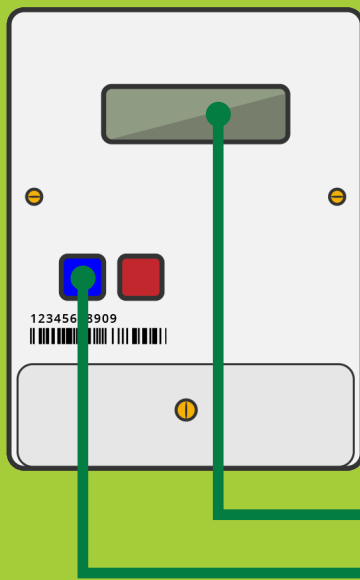
### Elster Smart Meter

If your meter serial number has a **K** in it, you have an Elster meter. The meter will cycle through the display settings automatically. If you want to see specific information on the display press the top button on the front of the meter and this will light up the display. Repeat presses of the top button will allow you to cycle through each screen.



### Secure Electricity Smart Meter

If your meter serial number has a **P** and starts with 14P, 15P, 16P, you have a secure meter. To find your meter reading you'll need to cycle through the display settings by pressing **key 6**. If you press the key four times you'll be shown a screen that will automatically cycle through the registered ID, the reading and the price per unit. If you have a two-rate meter press key 6 again until you get the second reading.



### Landis + Gyr Electricity Smart Meter

If your meter serial number has a **D** in it you have a Landis + Gyr smart meter. Press the **blue button** to take the meter out of sleep mode and display your reading. If you have a two rate meter then you can get your second reading and the total by pressing the blue button a second time and third time.