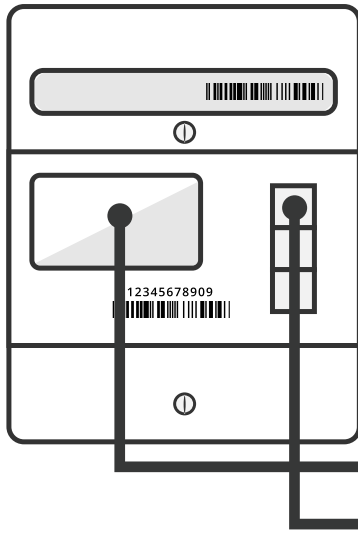


READING SMART METERS

Different smart meters are read in slightly different ways. The following will help you to get your meter readings off your smart meter for both residential and business customers.




Electric Smart Meters



Elster Smart Meter

If your meter serial number has a **K** in it, you have an Elster meter.

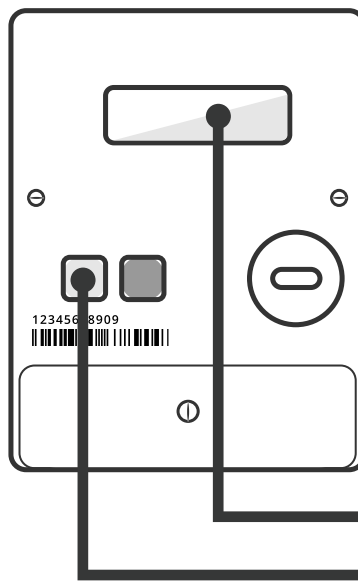
The meter will cycle through the display settings automatically. If you want to see specific information on the display press the top button on the front of the meter and this will light up the display. Repeat presses of the top button will allow you to cycle through each screen.



Secure Electricity Smart Meter

If your meter serial number has a **P** and starts with 14P, 15P, 16P, you have a secure meter.

To find your meter reading you'll need to cycle through the display settings by pressing **key 6**. If you press the key four times you'll be shown a screen that will automatically cycle through the registered ID, the reading and the price per unit. If you have a two-rate meter press key 6 again until you get the second reading.



Landis + Gyr Electricity Smart Meter

If your meter serial number has a **D** in it you have a Landis + Gyr smart meter.

Press the **blue button** to take the meter out of sleep mode and display your reading. If you have a two rate meter then you can get your second reading and the total by pressing the blue button a second time and third time.

READING SMART METERS

Different smart meters are read in slightly different ways. The following will help you to get your meter readings off your smart meter for both residential and business customers.

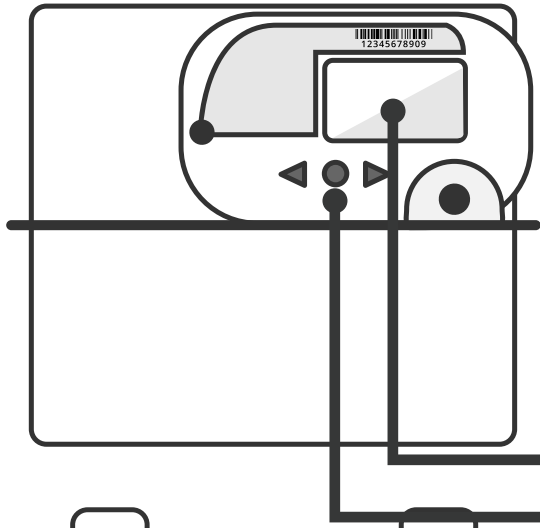


Gas Smart Meters

Elster Smart Meter

If your gas meter has a serial number that has a K in it and starts with a BK-G4E, it will be an Elster smart meter.

The reading will be on the screen, if the display has gone to sleep mode, press any button to get the reading which will be shown on the display.



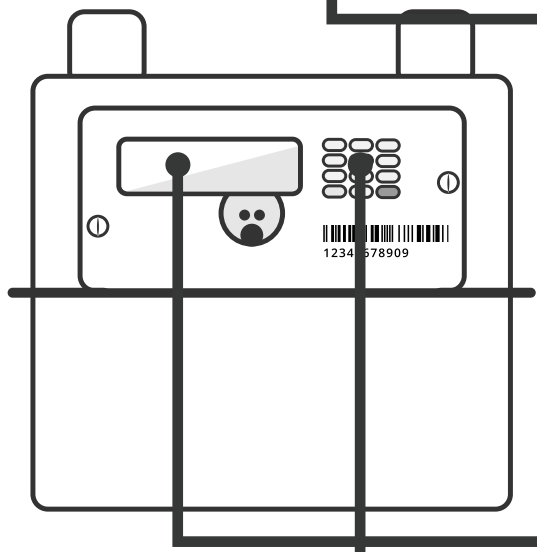
Display

Display Buttons

Secure Gas Smart Meter

If your meter serial number has a P and starts with 14P, 15P, 16P, you have a secure meter.

To find your meter reading you'll need to cycle through the display settings by pressing **key 6**. If you press the key four times you'll be shown a screen that will automatically cycle through the registered ID, the reading and the price per unit. If you have a two-rate meter press key 6 again until you get the second reading.



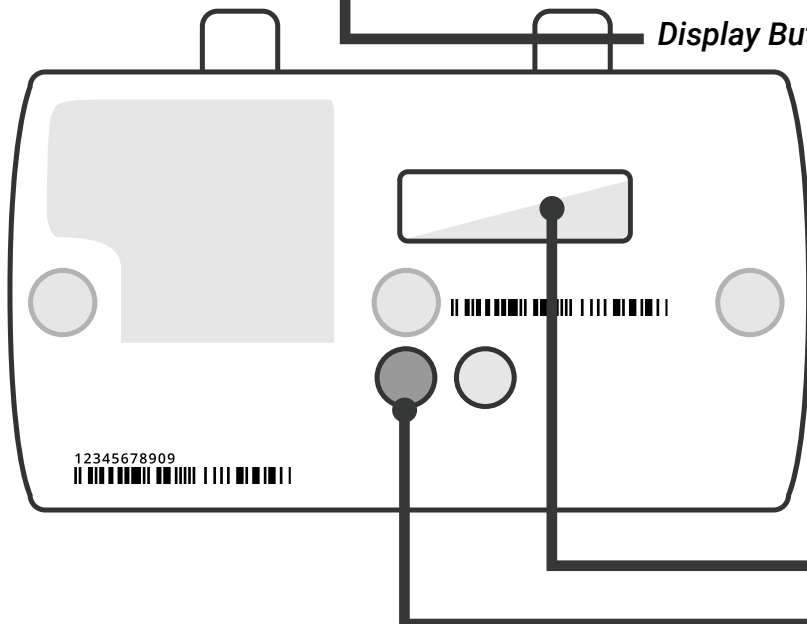
Display

Display Buttons

Landis + Gyr Gas Smart Meters

If your gas meter serial number starts with **E6S** it will be a Landis + Gyr Meter

If it is a Landis + Gyr meter, to get your meter reading you need to hold **button A** until you see **'Please Wait'** then let go. Press button A to cycle through screen until you see the meter index screen which will have the reading on it.



Display

Display Button